
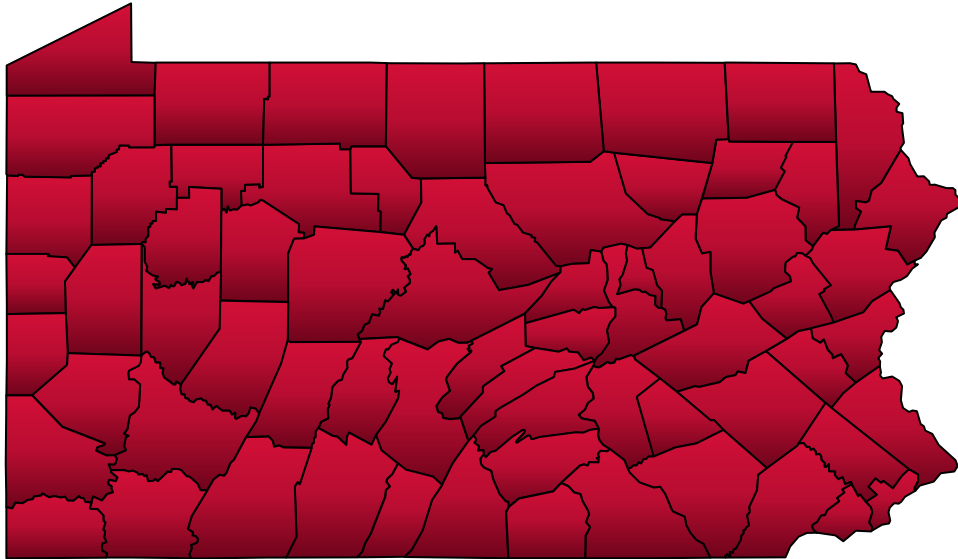


STATE FOOTPRINT

Pennsylvania



2020 Election Summary



The Big Lie

Trump 3,377,674

Biden 3,458,229

Won by 80,555 votes

The Truth

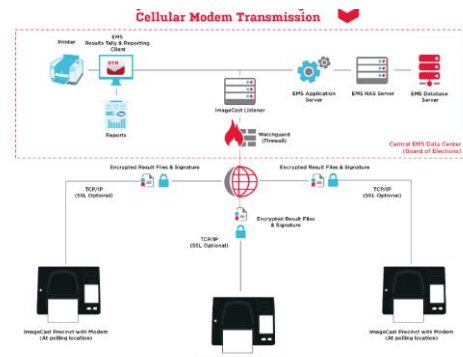
Trump 3,665,166

Biden 3,170,737

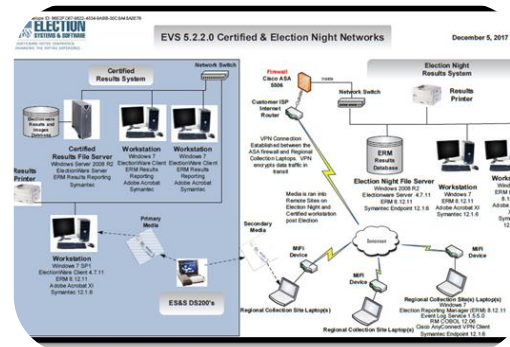
Won by 494,429 votes



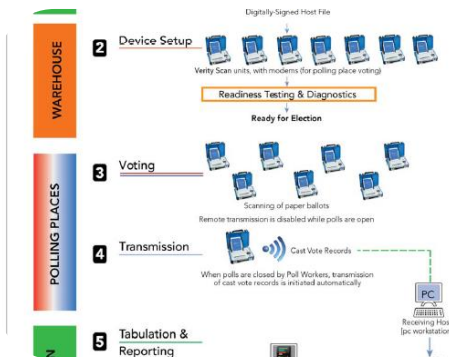
Voting Systems



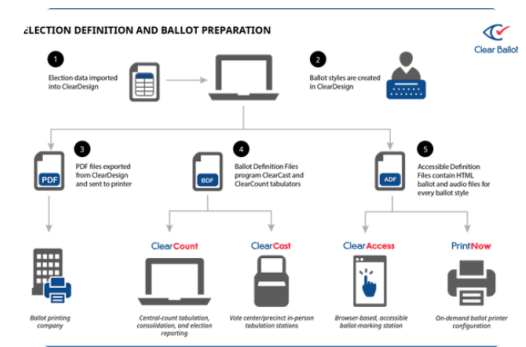
Dominion
Voting System



ES&S



Hart Intercivic



Clear Ballot

Explain This


784,752 more ballots
cast than voters who
voted

2000 Mules showed
200k+ ballots illegally
cast by mules in
Philadelphia alone

72k ballots received late
with 38k counted at a
minimum

Unreconciled votes
(115-120k unreconciled
votes from 2020)

16k+ registrations
moved out of state at
least a month before
the election, yet still
voted in PA for 2020



The **MOMENT**
OF TRUTH
August 20th & 21st Summit

HOSTED BY
MIKE LINDELL



Senator Mastriano Supports ATVPA April, 2021





The **MOMENT**
OF TRUTH
August 20th & 21st Summit HOSTED BY
MIKE LINDELL





The **MOMENT**
OF TRUTH
August 20th & 21st Summit



HOSTED BY
MIKE LINDELL







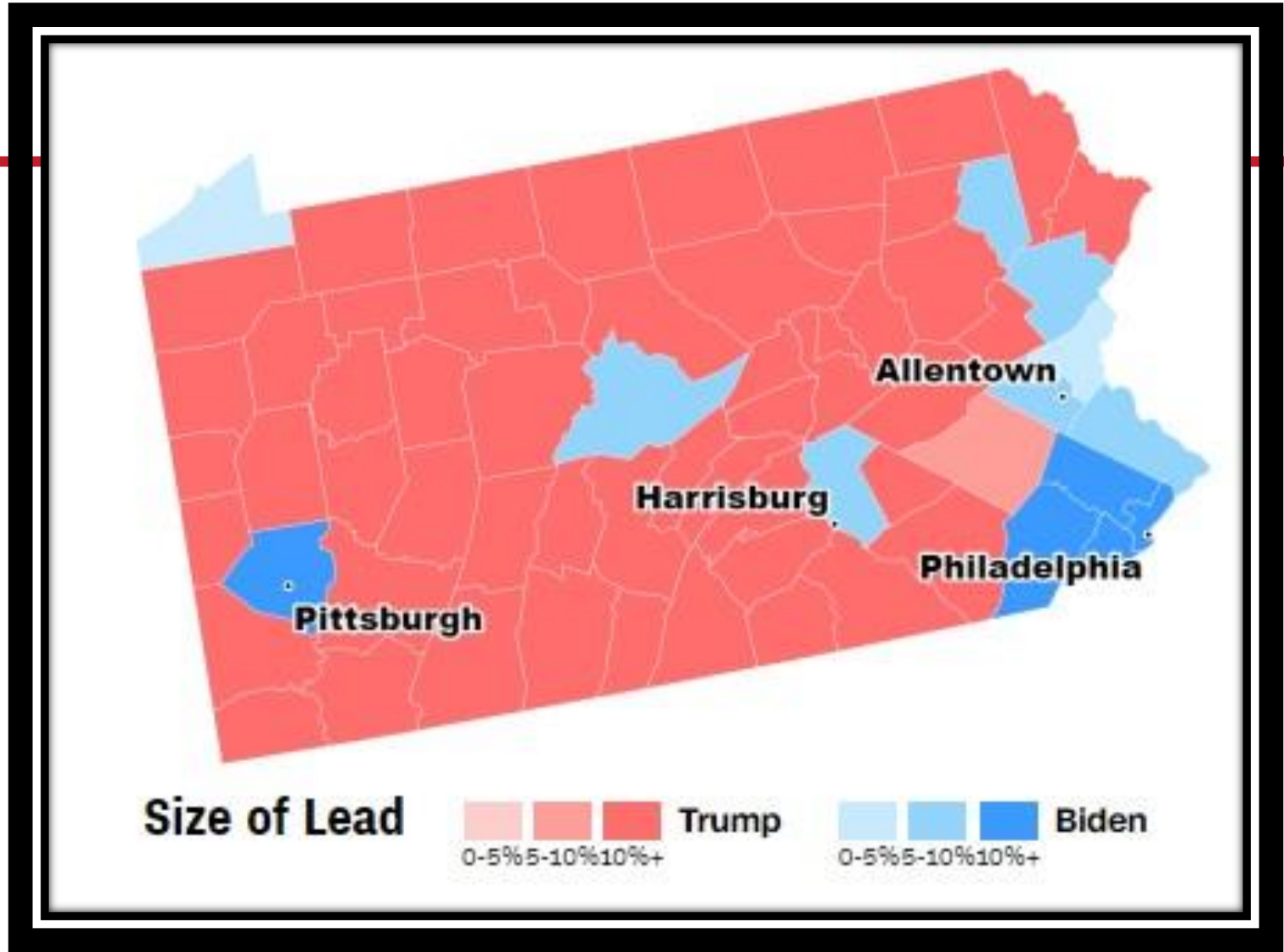
The **MOMENT OF TRUTH**
August 20th & 21st Summit

HOSTED BY
MIKE LINDELL



County	Overall Discrepancy	D or R?	Vote Count Discrepancy	Phantom Votes
Allegheny	78%	D	43%	15%
Bucks	74%	D	54%	29%
Washington	73%	R	40%	27%
Delaware	59%	D	37%	25%
Montgomery	52%	D	36%	13%
Monroe	52%	D	40%	23%
Berks	50%	R	39%	30%
Lycoming	48%	R	21%	12%
Chester	46%	D	23%	16%
York	45%	R	29%	15%
Butler	43%	R	30%	19%
Lancaster	37%	R	26%	17%
Online	33%		18%	10%





County	Overall Discrepancy	D or R?	Vote Count Discrepancy	Phantom Votes
Bucks	74%	D	54%	29%
Delaware	59%	D	37%	25%
Montgomery	52%	D	36%	13%
Chester	46%	D	23%	16%
Allegheny	78%	D	43%	15%
Washington	73%	R	40%	27%
Monroe	52%	D	40%	23%
Berks	50%	R	39%	30%
Lycoming	48%	R	21%	12%
York	45%	R	29%	15%
Butler	43%	R	30%	19%
Lancaster	37%	R	26%	17%



UPDATE

Allegheny County Canvassing Results Total



✓ 500 addresses attempted
154 anomalies across
196 reports (78.57%)

#JoinTheMovement

185 answered Q2

How many from household registered in 2020

- ▶ Registration count discrepancy (69.73%)
- ▶ 120 addresses had phantom registrations
- ▶ 9 addresses were missing registrations

181 answered Q3

How many from household voted in 2020

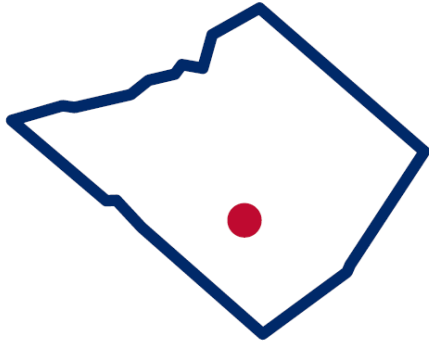
- ▶ Vote count discrepancy (42.54%)
- ▶ 53 addresses with extra votes
- ▶ 24 addresses missing votes

 AuditTheVotePA.com



UPDATE

Berks County Canvassing Results



- ✓ 218 addresses attempted
- ✓ 35 out of 70 encountered an anomaly (50%)

#JoinTheMovement

67 answered Q2

How many registered

- ▶ 30 addresses had a registration count discrepancy (44.78%)
- ▶ 24 addresses had phantom registrations (35.8%)
- ▶ 6 addresses were missing registrations (8.96%)

67 answered Q3

How many voted

- ▶ 26 addresses had a vote count discrepancy (38.8%)
- ▶ 20 addresses show phantom votes (29.86%)
- ▶ 6 addresses show missing votes (8.96%)

 AuditTheVotePA.com



Bucks County Canvassing Results Total



✓ **181** addresses attempted

3 outliers (New residents that did not live there in 2020 + someone who was unsure if someone was registered there and stated as much) **68** out of **92** encountered an anomaly (**73.9%**)

#JoinTheMovement

90 answered Q2

How many from household registered in 2020

- ▶ 62 addresses had a registration count discrepancy (**68.89%**)
- ▶ 49 addresses had phantom registrations (**54.4%**)
- ▶ 13 addresses were missing registrations (**13.4%**)

89 answered Q3

How many from household voted in 2020

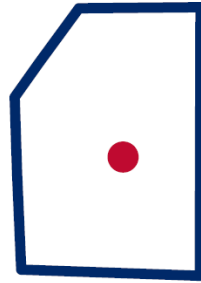
- ▶ 48 addresses had a vote count discrepancy (**54%**)
- ▶ 26 addresses show phantom votes (**29.2%**)
- ▶ 22 addresses show missing votes (**24.72%**)

 **AuditTheVotePA.com**



#JoinTheMovement

Butler County Results



✓ **178** addresses attempted
49 out of **115** encountered
an election anomaly in
2020 (42.6%)

(Omitting 5 due to being outliers)

114 answered Q2

How many from household registered in 2020

- ▶ 41 had some registration count discrepancy **(36%)**
- ▶ 34 addresses had phantom registrations **(29.8%)**
- ▶ 7 addresses were missing registrations **(6%)**

111 answered Q3

How many from household voted in 2020

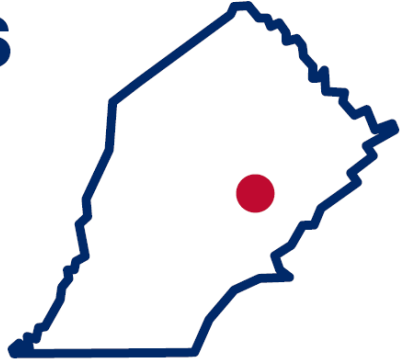
- ▶ 33 had some vote count discrepancy **(29.7%)**
- ▶ 21 addresses had phantom registrations **(18.9%)**
- ▶ 12 had missing votes **(10.8%)**

**Includes two outliers*

 **AuditTheVotePA.com**



Chester County Results



✓ **250** addresses attempted
44 out of **95** encountered an
election anomaly (**46.3%**)
*1 outlier (118 registrations, residents
stated tied to same address)*

#JoinTheMovement

86 answered Q2

How many from household registered in 2020

- ▶ 28 addresses had a registration count discrepancy (**32.6%**)
- ▶ 21 addresses had phantom registrations (**24.4%**)
- ▶ 7 addresses were missing registrations (**8.1%**)

86 answered Q3

How many from household voted in 2020

- ▶ 20 addresses had vote count discrepancy (**23.3%**)
- ▶ 14 addresses had phantom votes (**16.3%**)
- ▶ 6 had missing votes (**7%**)

 **AuditTheVotePA.com**



#JoinTheMovement

Delaware County Results



✓ **112** addresses attempted
38 anomalies across 64
reports **(59.4%)**

53 answered Q2*

How many from household registered in 2020

- ▶ 21 saw registration count discrepancy **(39.6%)**
- ▶ 16* addresses had phantom registrations **(30.2%)**
- ▶ 5 addresses were missing registrations **(9.4%)**

52 answered Q3*

How many from household voted in 2020

- ▶ 19 Saw vote count discrepancy **(36.5%)**
- ▶ 13* addresses had phantom registrations **(25%)**
- ▶ 6 addresses were missing registrations **(11.5%)**

**Includes two outliers*

 **AuditTheVotePA.com**



Lancaster County Canvassing Results



✓ **411** doors were
knocked on and **256**
surveys collected

#JoinTheMovement

- ▶ **(37%)** of houses had some election anomaly occur
- ▶ **(29.73%)** have some registration count discrepancy
- ▶ **(8.56%)** have less registrations on record than resident stated
- ▶ **(17.13%)** had phantom votes
- ▶ **(9.3%)** were missing votes
- ▶ **(21.17%)** have phantom registrations associated with their address
- ▶ **(26.39%)** of addresses had a different number of votes on record for 2020 than resident stated

 **AuditTheVotePA.com**

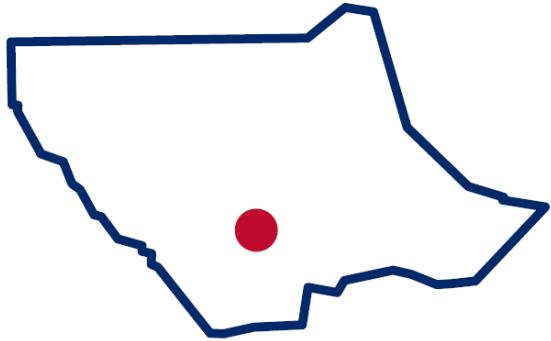
The **MOMENT**
OF TRUTH
August 20th & 21st Summit

HOSTED BY
MIKE LINDELL



Lycoming County

Latest Results



- ✓ 346 addresses attempted
- ✓ 72 out of 149 encountered an anomaly (48.3%)

#JoinTheMovement

138 answered Q2

How many registered

- ▶ 61 addresses had a registration count discrepancy (44.2%)
- ▶ 51 addresses had phantom registrations (37%)
- ▶ 10 addresses were missing registrations (7.2%)

138 answered Q3

How many voted

- ▶ 29 addresses had a vote count discrepancy (21%)
- ▶ 17 addresses show phantom votes (12.3%)
- ▶ 12 addresses show missing votes (8.7%)

 AuditTheVotePA.com



Monroe County Canvassing Results Total



✓ **197** addresses attempted

3 outliers (Two addresses with 20+ registrations at each; One is a nursing home of sorts the other is an RV park) **54** out of **104** encountered an anomaly (**51.9%**)

#JoinTheMovement

104 answered Q2

How many from household registered in 2020

- ▶ 45 addresses had a registration count discrepancy (**43.3%**)
- ▶ 28 addresses had phantom registrations (**26.9%**)
- ▶ 17 addresses were missing registrations (**16.3%**)

103 answered Q3


How many from household voted in 2020

- ▶ 41 addresses had a vote count discrepancy (**39.8%**)
- ▶ 24 addresses show phantom votes (**23.3%**)
- ▶ 17 addresses show missing votes (**16.5%**)

 AuditTheVotePA.com



Montgomery County Latest Results



- ✓ 548 addresses attempted
- ✓ 97 Anomalies across 185 addresses (52.4%)

#JoinTheMovement

183 answered Q2

How many registered

- ▶ 77 addresses had a registration count discrepancy (42.1%)
- ▶ 42 addresses had phantom registrations (23%)
- ▶ 35 addresses were missing registrations (19.1%)

183 answered Q3

How many voted

- ▶ 66 addresses had a vote count discrepancy (36.1%)
- ▶ 24 addresses show phantom votes (13.1%)
- ▶ 42 addresses show missing votes (23%)

 AuditTheVotePA.com



UPDATE

#JoinTheMovement

Washington County Canvassing Results



✓ **212** addresses attempted
(206 matched)

50 out of **69** encountered an
anomaly (**72.5%**)

69 answered Q2

How many from household registered in 2020

- ▶ 47 addresses had a registration count discrepancy (**68.1%**)
- ▶ 39 addresses had phantom registrations (**56.5%**)
- ▶ 8 addresses were missing registrations (**11.6%**)

59 answered Q3


How many from household voted in 2020

- ▶ 24 addresses had a vote count discrepancy (**40.1%**)
- ▶ 16 addresses show phantom votes (**27.1%**)
- ▶ 8 addresses show missing votes (**13.6%**)

 AuditTheVotePA.com



York County Canvassing Results



✓ **486** entries (210 answered, and a few addresses not on the list)
206 addresses to compare the following against:

93 houses had some sort of election anomaly = **45%**

#JoinTheMovement

Of the 206, 205 answered Q2

How many from household registered in 2020

- ▶ 78 addresses had a registration count discrepancy (**36.6%**)
- ▶ 48 had phantom registrations (**23.4%**)
- ▶ 27 had missing registrations (**13.1%**)

Of the 206, 202 answered Q3

How many from household voted in 2020

- ▶ 59 had a vote count discrepancy (**29.2%**)
- ▶ 31 had phantom votes (**15.3%**)
- ▶ 28 had missing votes (**13.8%**)

 **AuditTheVotePA.com**





Audit The Vote PA

Report – County Based Recommendations for Election Integrity

August 4th , 2022

To All Pennsylvania County Commissioners:

The following report is based on our investigative research and canvassing endeavors that we performed following the 2020 election. We are making these recommendations to ensure that our election process is free, fair, and transparent so that every legal vote counts and every illegal vote does not disenfranchise the citizens of the Commonwealth who cast their ballot according to the law.

As County Commissioners, you have full authority to administer and run your county's election and can make any necessary process or procedure changes you deem necessary, as long as those changes are not in violation of the PA election code, such as skipping the reconciliation process. Pennsylvania election code establishes that precincts and then counties must first reconcile the votes cast to voters before proceeding to certify their election. While this process was not followed by certain counties in the past, such as in the 2020 election where over 100,000 votes remain unreconciled, please know that Audit The Vote PA plans to challenge counties that move forward with certifying numbers they are unable to reconcile.

Feel free to reach out to us with any questions or comments. We look forward to collaborating with you to help implement the necessary changes.

Regards,

Toni Shuppe
CEO
Audit The Vote PA
www.AuditTheVotePA.com

